



LESSON 1

A-Introduction to the phonics course.
B-Group 1 sounds.

Prepared by :T.Amel Ahmed




PART ONE : JOLLY PHONICS




Course Objective:

- 1- Learn all the letters and the 42 sounds of English Language letters.
- 2- Blend letters and sounds together to create words .
- 3- Become confident in spelling.
- 4- To identify and spell high-frequency words (and,the,an..etc)





LESSON AGENDA



In this lesson we will have:

- 1) English language alphabets
- 2) Group One of letters sounds



1 ENGLISH LANGUAGE ALPHABETS:




***-We have 26 letters in English.**

Aa	Bb	Cc	Dd	Ee	Ff
Gg	Hh	Ii	Jj	Kk	Ll
Mm	Nn	Oo	Pp	Qq	Rr
Ss	Tt	Uu	Vv	Ww	Xx
Yy	Zz				

© harrietandviolet.com



Phonics



*Jolly phonics is a programme developed by British teachers. Designed to help in learning reading and writing in English language.

- It is a strong understanding of relationship between **letters(symbols) and sounds**
- The phonic instruction shows significant gains in their **reading comprehension and spelling abilities**



Jolly Phonics has 7 Groups of sounds as follow:

Letter Sounds

1. s a t i p n
2. c/k e h r m d
3. g o u l f b
4. ai j oa ie ee or
5. z w ng v oo oo
6. y x ch sh th th
7. qu ou oi ue er ar



Blending:

- ① Is the process of joining one or more sounds together in order to read a word.
- ② We blend the sounds to form recognizable words.

Letter Sounds

Group 1

s a t i p n

an

pin

spins

pan

nip

in

ant

pants

span

nit

tin

nap

insist


spin

tan

Exercise

1-Practice blending on the words below:

sit	it	spat	pat	an	spit
pan	tap	pit	snip	pin	nip
tip	pip	sip	sap	its	span
sat	at	tin	snap	sin	stint
in	spin	pant			
ant	nap	tan			



ANY QUESTIONS?

